


# Week 6, Day 5


## Weight (2)

Each day covers one maths topic. It should take you about 1 hour or just a little more.

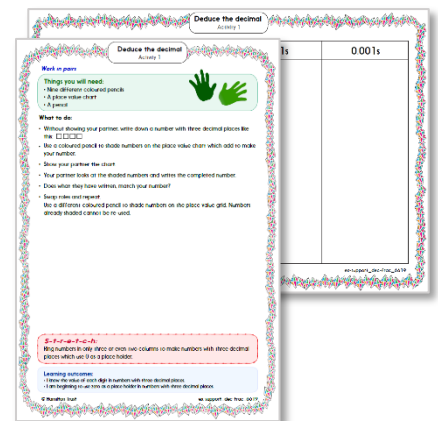
1. Start by reading through the **Learning Reminders**. They come from our *PowerPoint* slides.



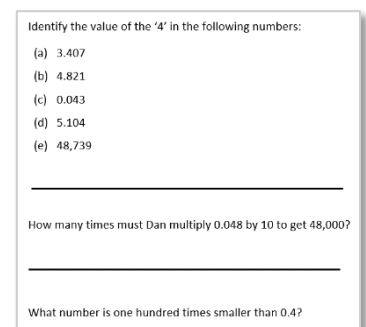
2. Tackle the questions on the **Practice Sheet**. There might be a choice of either **Mild** (easier) or **Hot** (harder)! Check the answers.



3. Finding it tricky? That's OK... have a go with a grown-up at **A Bit Stuck?**



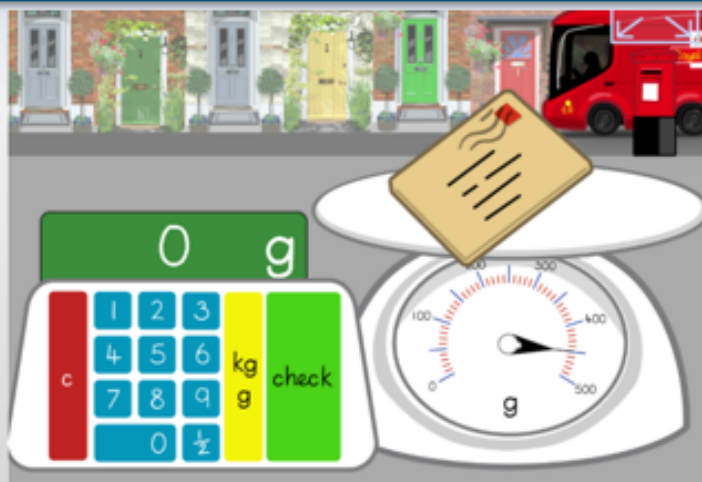
4. Have I mastered the topic? A few questions to **Check your understanding**. Fold the page to hide the answers!



## Learning Reminders

Measure weight to the nearest 100g, reading scales.

Rather than counting 100g weights to weigh things, we can put items into the pan of weighing scales and read off the dial.



Play 'Mostly Postie' at

<http://www.ictgames.com/mobilePage/mostlyPostie/index.html>

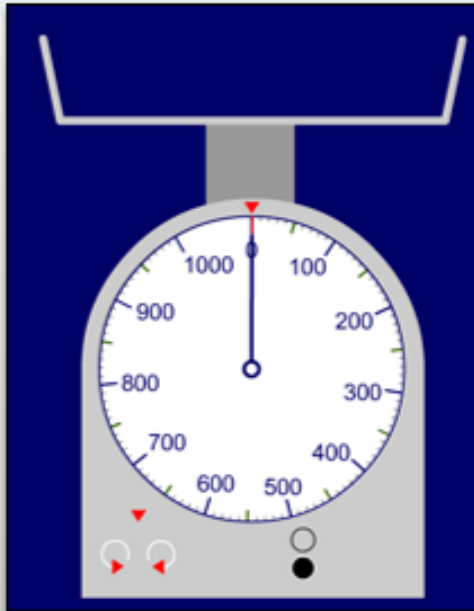
choosing answers in steps of 50g – count round the dial in steps of 50g before playing the game.

<http://www.ictgames.com/mobilePage/mostlyPostie/index.html>

## Learning Reminders

Measure weight to the nearest 100g, reading scales.

Hold a grapefruit (or other large fruit/vegetable) and a 100g weight (or apple which weighs around 100g). Estimate the weight of the grapefruit.



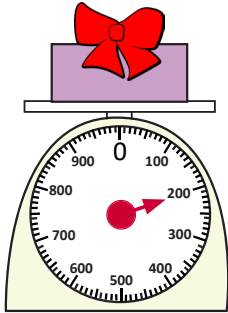
Place the grapefruit on a weighing scale and read the weight to the **nearest 100g.**

Repeat with a book and other objects.

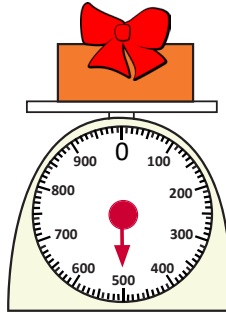
## Practice Sheet Mild

### Weighing presents

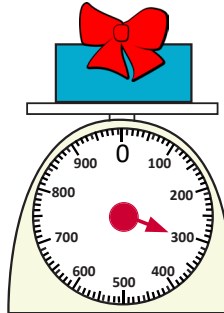
Read each scale.  
Write the weight of each present.




\_\_\_\_\_ g




\_\_\_\_\_ g



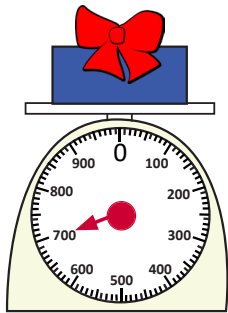
\_\_\_\_\_ g




\_\_\_\_\_ g



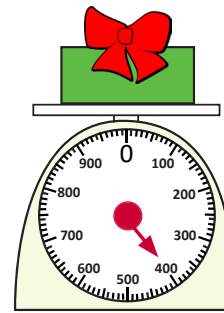
\_\_\_\_\_ g



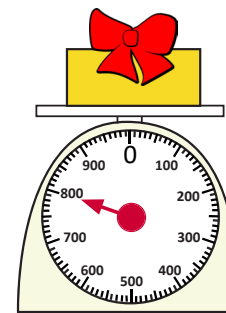
\_\_\_\_\_ g



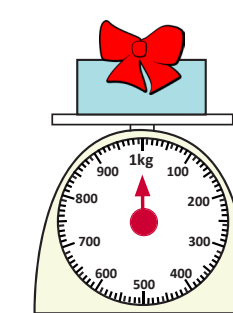
\_\_\_\_\_ g



\_\_\_\_\_ g



\_\_\_\_\_ g



\_\_\_\_\_ g



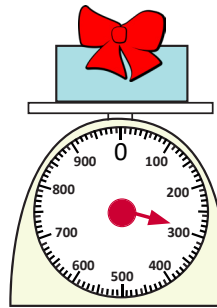
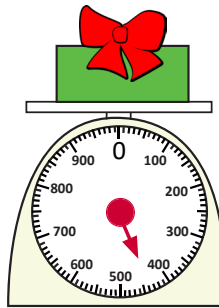
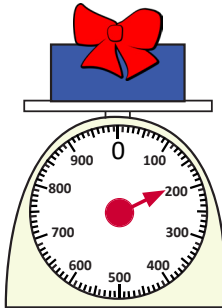
#### Challenge

Using your weighing scales, can you find two different items that together weigh exactly 100g? 500g? 1kg?

## Practice Sheet Hot

### Weighing presents

Read each scale. Write the weight of each present to the nearest 100g.



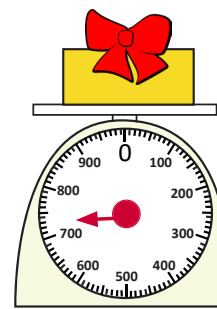
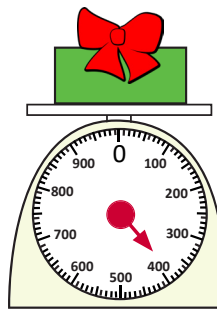
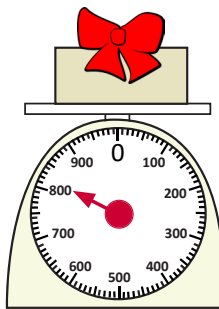
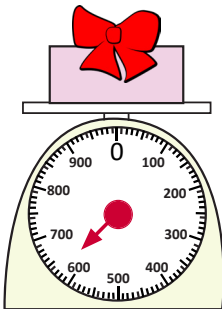
\_\_\_\_\_ g

\_\_\_\_\_ g

\_\_\_\_\_ g

\_\_\_\_\_ g

\_\_\_\_\_ g



\_\_\_\_\_ g

\_\_\_\_\_ g

\_\_\_\_\_ g

\_\_\_\_\_ g

#### Challenge

Using your weighing scales, can you find 5 things that together weigh exactly 100g? 500g? 1kg?

## Practice Sheets Answers

### Weighing presents (mild)

200g	500g	300g	600g	100g
700g	900g	400g	800g	1kg

### Weighing presents (hot)


200g	400g	300g	500g	100g
600g	800g	400g	700g	

## A Bit Stuck? Mystery parcels

### Work in pairs

#### Things you will need:

- Eight parcels weighing between 100g and 1kg (e.g. tins or books wrapped in paper)
- Kitchen scales
- A pencil



#### What to do:

- Take two parcels. Which do you think is heavier?
- Weigh them one at a time on the scales.  
Each time, look to see which multiple of 100g the needle is nearest.  
Write the name of the parcel next to its weight in the table.
- Put the two parcels back for other people to weigh.
- Take a different pair of parcels.  
Which do you think is heavier? Make a guess of each parcel's weight, choosing a weight for each from the table.
- Weigh them both. Write their names in the table by their weights.
- Repeat for another two parcels, and then the last two parcels.

Weight	Parcel
100g	
200g	
300g	
400g	
500g	
600g	
800g	
1kg	



#### **S-t-r-e-t-c-h:**

Work out how many of the lightest parcel would weigh the same as the heaviest parcel. Remember that there are 1000g in 1kg.

#### Learning outcomes:

- I can weigh objects to the nearest 100g, reading scales.
- I am beginning to estimate weights in multiples of 100g.

## Check your understanding

### Questions

Does each item weigh more or less than 100g?

- A ruler
- Can of lemonade
- A hard-boiled egg

Check using balances/scales.

---

Match each object to one of the weights:

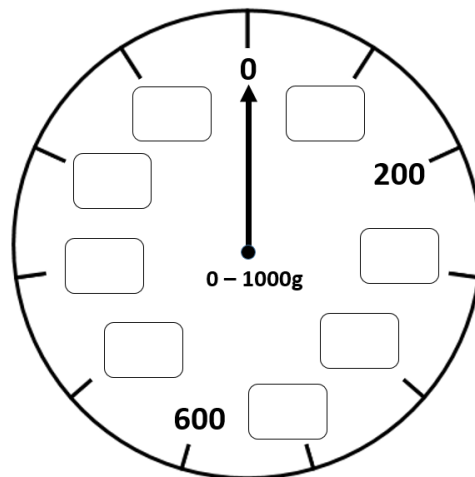
tin of beans	1 gram
bag of sugar	3 kilograms
grapefruit	400 grams
feather	1 kilogram
box of books	200 grams

---

How many 100g weights balance a kilogram?

---

Fill in the missing numbers on this scale:





## Check your understanding

### Answers

Does each item weigh more or less than 100g?

- A ruler **Less.**
- Can of lemonade **More if full, Less, if empty.**
- A hard-boiled egg **Less.**

Check using balances. **Do children successfully put a 100g weight on one side to compare the different objects?**

---

Match each object to one of the weights:

tin of beans	1 gram
bag of sugar	3 kilograms
grapefruit	400 grams
feather	1 kilogram
box of books	200 grams

How many 100g weights balance a kilogram? **10, since 1kg = 1000g. Count in 100s to check.**

---

Fill in the missing numbers on this scale: **Each marker represents 100g so check children have correctly labelled 100g, 300g, 400g ...900g, 1000g.**

