







Year 3 – Autumn 2 Topic Homework Menu

Here are some ideas for fun activities which you could do at home to support and deepen your child’s interest in our wonderful topics.

These are all optional and please don’t try to fit them all in! One or two is plenty.

If you do complete a task then please send in work or photos, via google classroom, for us to celebrate in class and sometimes during celebration assemblies.

<p>Geography Create a fact page/powerpoint or booklet with facts about the United Kingdom. Include facts about England, Scotland, Wales and Northern Ireland.</p> 	<p>Geography Research one of the mountain ranges in the UK. These could include the Grampian Mountains (Scotland), the Pennines (England) or the Cambrian Mountains (Wales). Make a fact-file about this mountain range.</p> 	<p>Geography Take a walk with your parents around Exmouth. Can you spot some different human and physical features? Make a list of them. Human features are things that people have built or changed in an area. Physical features are natural parts of the landscape such as mountains and hills.</p>
<p>Science We are learning about light this term. Make your own shadow theatre and puppets. You could make up your own shows! On Google Classroom I have included a set of instructions to help you.</p> 	<p>Science Light Source Hunt! Go on a walk around your home and make a list or take photos of things that produce light, e.g lamps, candles, the sun (through a window). Sort these into natural or artificial sources. Draw or write about what you have found explaining why we need both types of lights in our lives.</p>	<p>Science Take part in our Cut Your Carbon Challenge! There is more information on Google Classroom.</p> 
<p>R.E Christmas is a time that we give thanks. You could make a Family Gratitude Jar. Have a jar where each family member adds notes of things that they are thankful for. Celebrate them each week.</p> 	<p>R.E This term, Advent will begin. Make an advent wreath and learn more about the meaning of each candle. There are lots of creative ways that you could do this.</p> 	<p>R.E Make a crib scene to show the story of Jesus’ birth and the nativity. You can use all sorts of materials.</p> 